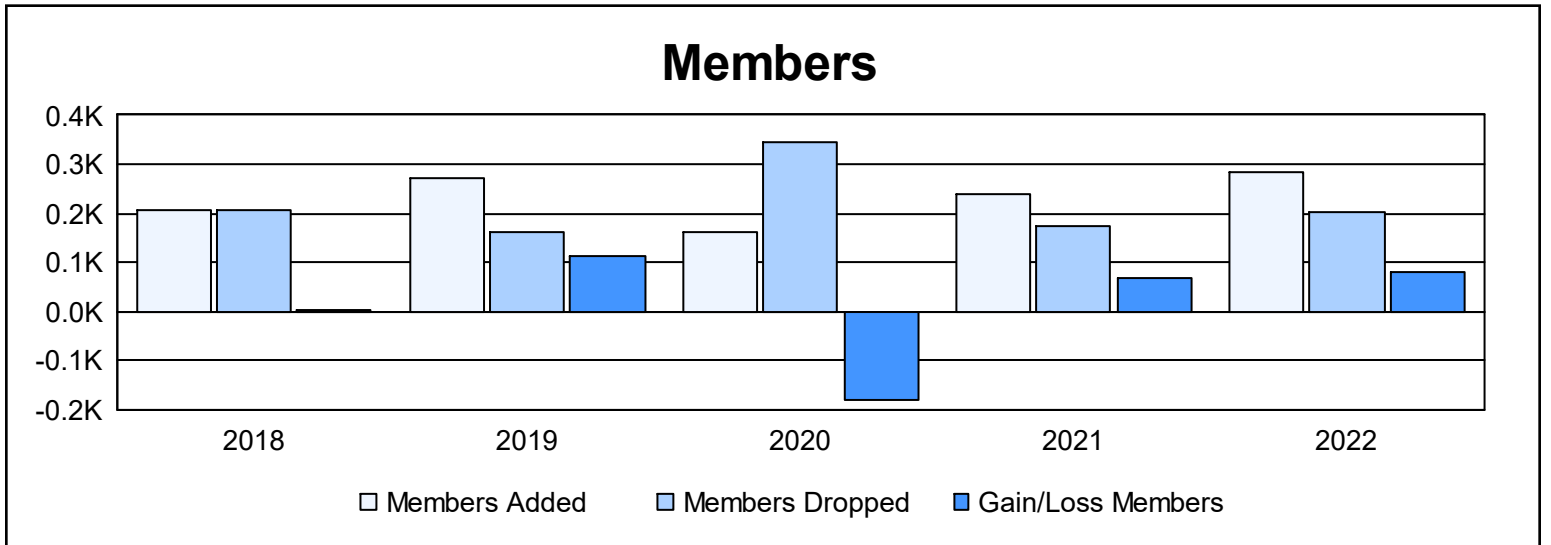
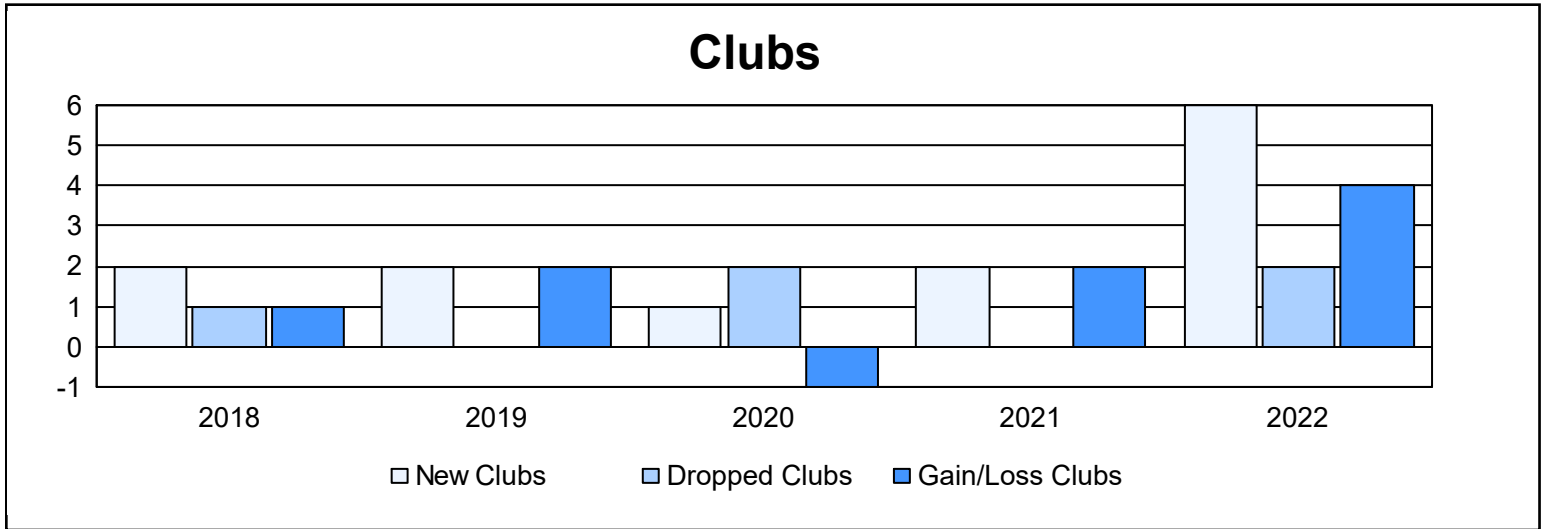
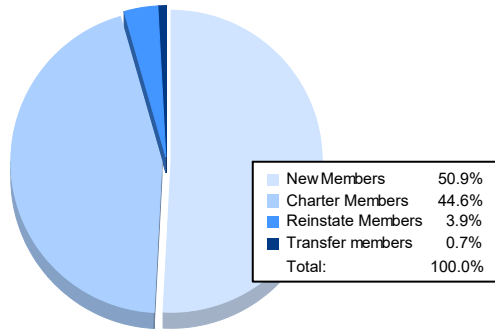


| Year | New Clubs | Dropped Clubs | Gain/ Loss Clubs | New Members | Charter Members | Reinstate Members | Transfer Members | Total Member Added | Total Members Dropped | Gain/ Loss Members |
|----------------|-----------|---------------|------------------|-------------|-----------------|-------------------|------------------|--------------------|-----------------------|--------------------|
| 2017-2018 | 2 | 1 | 1 | 122 | 74 | 4 | 7 | 207 | 206 | 1 |
| 2018-2019 | 2 | 0 | 2 | 197 | 62 | 5 | 7 | 271 | 160 | 111 |
| 2019-2020 | 1 | 2 | -1 | 83 | 28 | 42 | 9 | 162 | 343 | -181 |
| 2020-2021 | 2 | 0 | 2 | 168 | 53 | 18 | 2 | 241 | 175 | 66 |
| 2021-2022 | 6 | 2 | 4 | 145 | 127 | 11 | 2 | 285 | 204 | 81 |
| Average | 3 | 1 | 2 | 143 | 69 | 16 | 5 | 233 | 218 | 16 |



Membership Composition June 2022 Cumulative



Gender Composition June 2022 Cumulative

